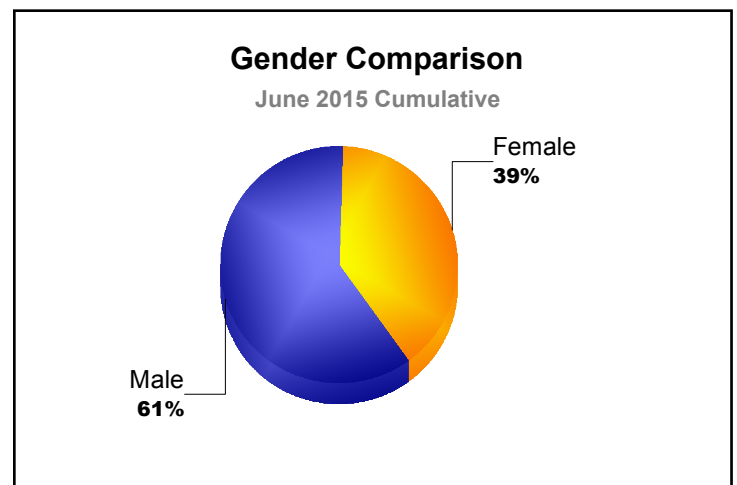
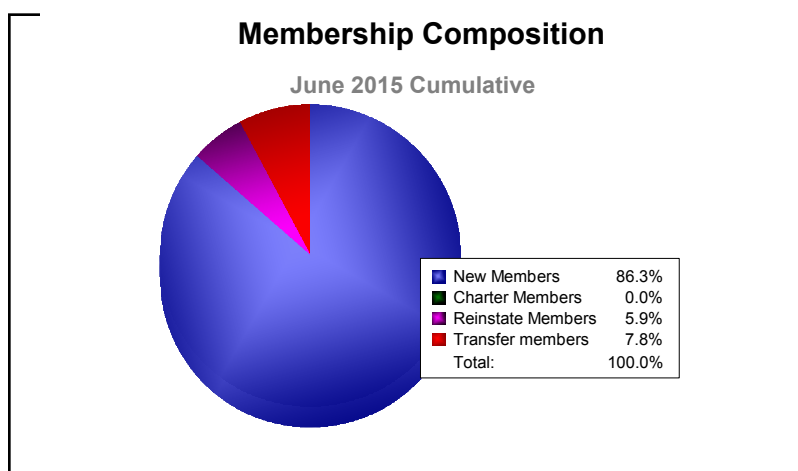
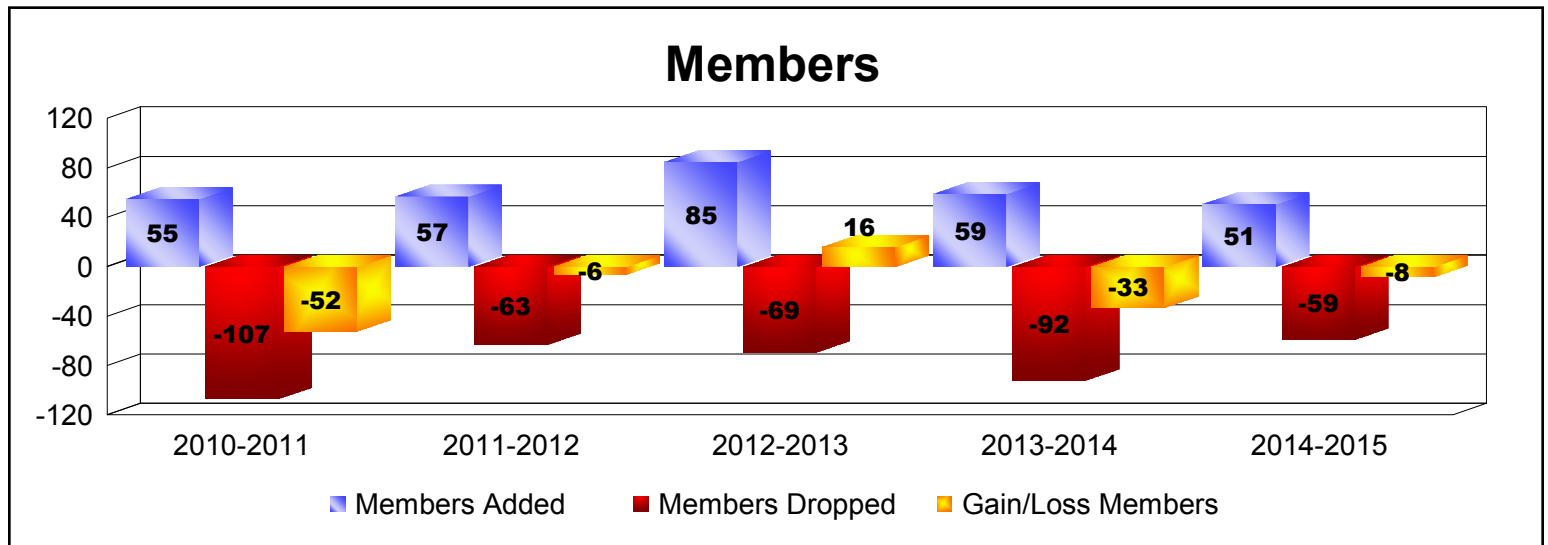
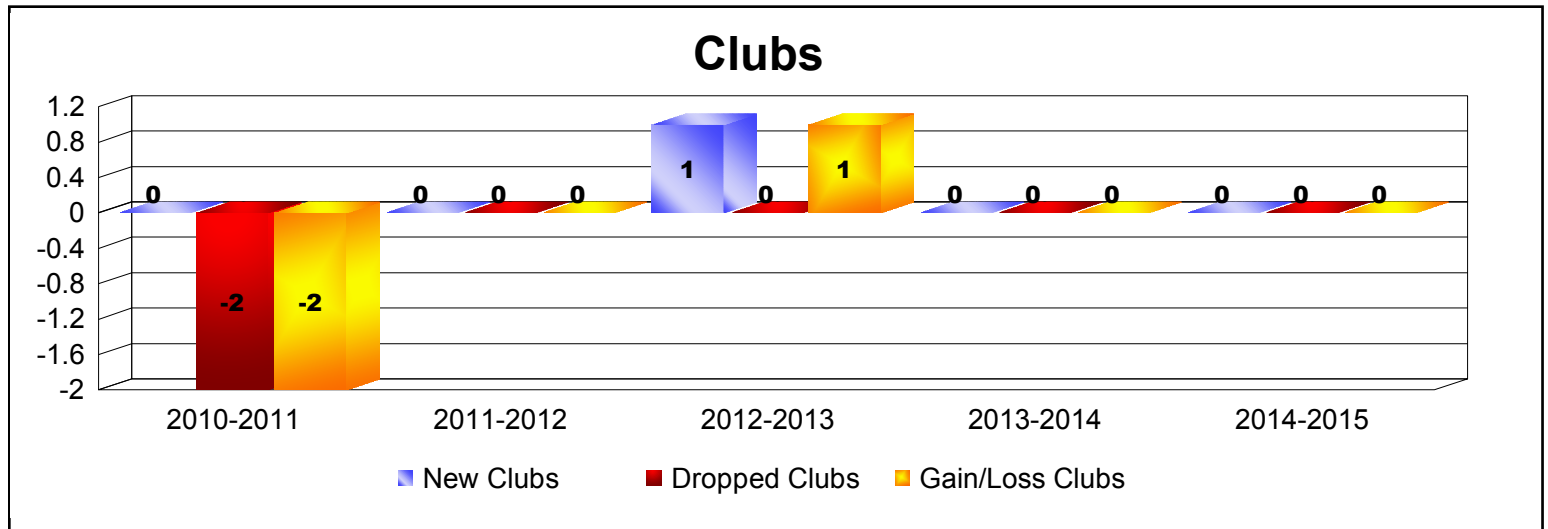


Year	New Clubs	Dropped Clubs	Gain/ Loss Clubs	New Members	Charter Members	Reinstate Members	Transfer Members	Total Member Added	Total Members Dropped	Gain/ Loss Members
2010-2011	0	-2	-2	52	0	1	2	55	-107	-52
2011-2012	0	0	0	52	0	3	2	57	-63	-6
2012-2013	1	0	1	58	26	1	0	85	-69	16
2013-2014	0	0	0	52	0	2	5	59	-92	-33
2014-2015	0	0	0	44	0	3	4	51	-59	-8
Average	0	0	0	52	5	2	3	61	-78	-17



Year	New Clubs	Dropped Clubs	Gain/ Loss Clubs	New Members	Charter Members	Reinstate Members	Transfer Members	Total Member Added	Total Members Dropped	Gain/ Loss Members
2010-2011	0	-2	-2	99	0	7	6	112	-199	-87
2011-2012	0	0	0	103	0	6	14	123	-149	-26
2012-2013	0	-1	-1	100	0	18	5	123	-163	-40
2013-2014	0	-4	-4	95	1	8	12	116	-167	-51
2014-2015	0	-3	-3	100	0	5	17	122	-178	-56
Average	0	-2	-2	99	0	9	11	119	-171	-52

